

OTHELLO



Chateau d'Alex®

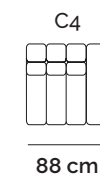
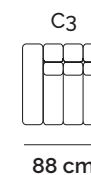
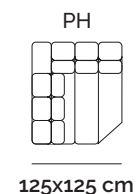
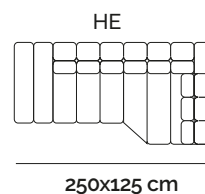
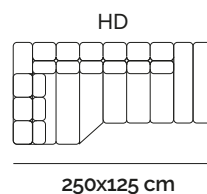
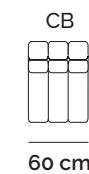
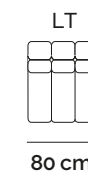
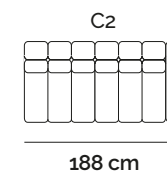
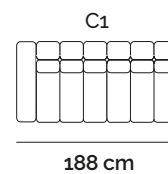
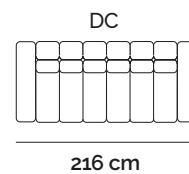
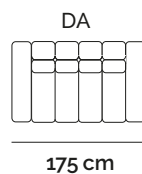
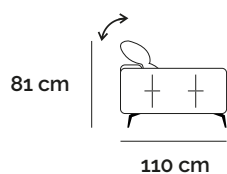
OTHELLO

981E

RIVESTIMENTO: pelle, tessuto non sfoderabile
 FUSTO: pannelli di fibra di legno e multistrato classe E1, assemblato con listelli in abete e/o faggio massello. Le parti della struttura portante sono imbullonate
 SOSPENSIONI SEDUTA: cinghie elastiche
 SOSPENSIONI SCHIENALE: cinghie elastiche
 IMBOTTITURA SEDUTA: poliuretano espanso + fibra di poliestere
 IMBOTTITURA SCHIENALE: poliuretano espanso + fibra di poliestere
 PIEDINO: piedino in metallo colore nero, canna di fucile o marrone scuro
 OPZIONI: relax elettrico in opzione, poggiatesta reclinabili



ELEMENTI FISSI



ELEMENTI RELAX CON DOPPIO MOTORE

